


# FIRST QUARTER 2009 CORPORATE FACT SHEET

TSX: RCI NYSE: RCI

## CONSOLIDATED

LTM Revenue: \$ 11,473M  
LTM Adjusted Operating Profit: \$ 4,082M

## ROGERS COMMUNICATIONS REVENUE



## ROGERS WIRELESS



## ROGERS CABLE



## ROGERS MEDIA



### CANADA'S LARGEST WIRELESS CARRIER

- 8.0M wireless subscribers
- Canada's largest wireless carrier covering 94% of population
- Leader in wireless data services
- Only national GSM/HSPA carrier in Canada
- 3G HSPA 7.2 Mbps network across more than 25 Canadian markets
- Extensive national distribution with dual Rogers and Fido brands

### CANADA'S LARGEST CABLE PROVIDER

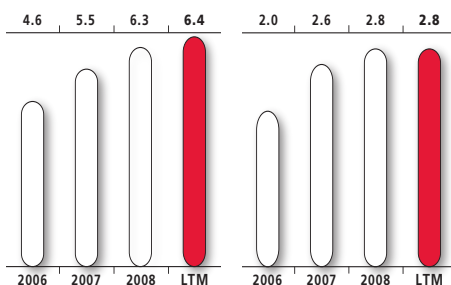
- 2.3M basic cable subs, 1.6M high-speed Internet subs
- 857K cable telephony subs plus 192K circuit-switched subs
- 2.4M digital set-top boxes deployed to 1.6M homes
- 96% 750/860 MHz, highly clustered plant with 95% cable telephony availability
- Local and long-haul CLEC networks with 193K lines and ~18K business customers
- ~460 Rogers Retail (Video, Plus/mall, and Fido) stores

### CANADA'S LEADING MEDIA BRANDS

- 52 radio stations and 70 consumer magazine and trade publications
- Five station Citytv television network
- Five station OMNI television network
- Four Sportsnet regional TV sports networks with national HDTV feed
- The Shopping Channel national televised shopping network
- Toronto Blue Jays baseball club and Rogers Centre event venue

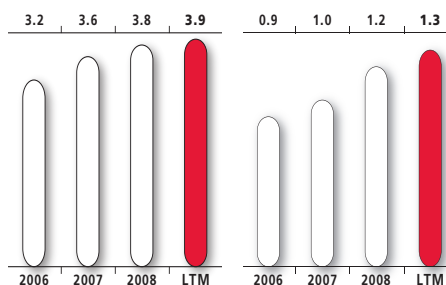
#### WIRELESS REVENUE

#### WIRELESS OPERATING PROFIT



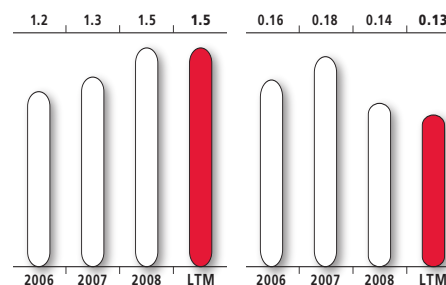
#### CABLE REVENUE

#### CABLE ADJUSTED OPERATING PROFIT



#### MEDIA REVENUE

#### MEDIA ADJUSTED OPERATING PROFIT



Citytv acquired November 1, 2007

Rogers Communications is a diversified Canadian communications and media company engaged in three primary lines of business. Rogers Wireless is Canada's largest wireless voice and data communications services provider and the country's only national carrier operating on the GSM and HSPA technology platforms. Rogers Cable is Canada's largest cable provider, offering cable TV, high-speed Internet and telephony services, and operating a retail distribution chain which offers Rogers branded services. Rogers Media is Canada's premier group of category-leading media assets with businesses in radio and television broadcasting, televised shopping, magazine publications, and sports entertainment. Rogers is publicly traded on the Toronto Stock Exchange (TSX: RCI.a and RCI.b) and on the New York Stock Exchange (NYSE: RCI). For further information, please visit Rogers.com.



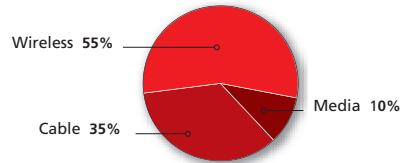
# FIRST QUARTER 2009 CORPORATE FACT SHEET



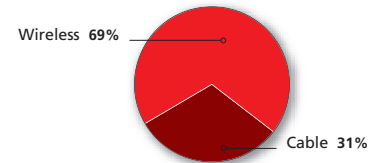
## CONSOLIDATED FINANCIAL HIGHLIGHTS

Millions of Canadian dollars, except per share amounts	1Q09	1Q08
Revenue	\$2,747	\$2,609
Adjusted operating profit <sup>(1)</sup>	\$1,005	\$ 984
Adjusted net income <sup>(2)</sup>	\$ 256	\$ 270
Adjusted earnings per share – diluted <sup>(2)</sup>	\$ 0.40	\$ 0.42
Property, plant and equipment expenditures	\$ 359	\$ 321

1Q09 REVENUE<sup>(3)</sup> PROFILE



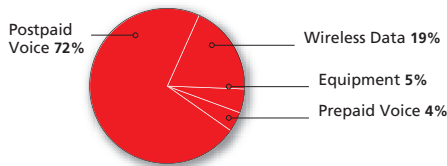
1Q09 ADJUSTED OPERATING PROFIT<sup>(1)</sup> PROFILE



## ROGERS WIRELESS

Millions of Canadian dollars	1Q09	1Q08
Revenue	\$1,544	\$1,431
Adjusted operating profit <sup>(1)</sup>	\$ 710	\$ 705
Property, plant and equipment expenditures	\$ 174	\$ 163

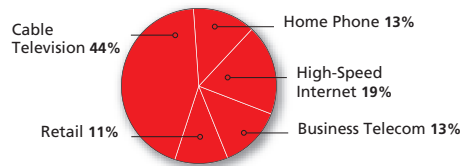
Q109 REVENUE PROFILE



## ROGERS CABLE

Millions of Canadian dollars	1Q09	1Q08
Revenue	\$ 968	\$ 925
Adjusted operating profit <sup>(1)</sup>	\$ 324	\$ 303
Property, plant and equipment expenditures	\$ 115	\$ 128

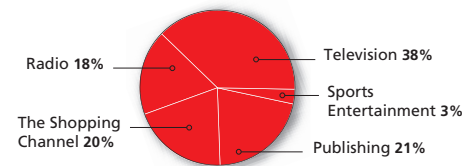
Q109 REVENUE PROFILE



## ROGERS MEDIA

Millions of Canadian dollars	1Q09	1Q08
Revenue	\$ 284	\$ 307
Adjusted operating profit (loss) <sup>(1)</sup>	\$ (10)	\$ 2
Property, plant and equipment expenditures	\$ 14	\$ 21

Q109 REVENUE PROFILE



### INVESTOR RELATIONS CONTACTS

333 Bloor Street East, 10th Floor  
Toronto, ON, Canada M4W 1G9

Bruce M. Mann  
bruce.mann@rci.rogers.com  
416.935.3532

Dan R. Coombes  
dan.coombes@rci.rogers.com  
416.935.3550



- Adjusted operating profit is defined as net income before income tax expense, other expense (income), net, change in the fair value of derivative instruments, loss on repayment of long-term debt, foreign exchange loss (gain), debt issuance costs, interest on long-term debt, impairment losses on goodwill, intangible assets and other long-term assets, depreciation and amortization, stock-based compensation (recovery) expense, integration and restructuring expenses and adjustment for CRTc Part II fees decision.
- Adjusted net income is defined as net income before stock-based compensation (recovery) expense, adjustment for CRTc Part II fees decision, integration and restructuring expenses, loss on repayment of long-term debt, impairment losses on goodwill, intangible assets and other long-term assets, debt issuance costs and the related income tax impact of the above amounts and is used for the purpose of calculating adjusted earnings per share.
- Excludes corporate items and eliminations.