


# ROGERS COMMUNICATIONS INVESTOR FACT SHEET 4Q11

TSX: RCI NYSE: RCI

## CONSOLIDATED

2011 Revenue: \$12,428M  
2011 Adjusted Operating Profit<sup>(1)</sup>: \$ 4,716M

## REVENUE PROFILE



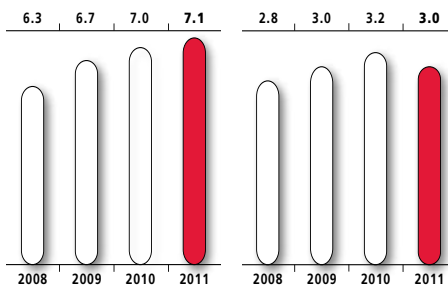
## ROGERS WIRELESS



### CANADA'S LARGEST WIRELESS CARRIER

- Canada's largest wireless carrier with 9.3M subscribers
- Only national carrier on both GSM and HSPA+ platforms
- 21Mbps HSPA+ network across Canada, deploying LTE in top markets
- Leader in wireless data, churn and ARPU metrics
- Extensive distribution with Rogers, Fido and chatr brands

### WIRELESS REVENUE WIRELESS ADJUSTED OPERATING PROFIT<sup>(1)</sup>



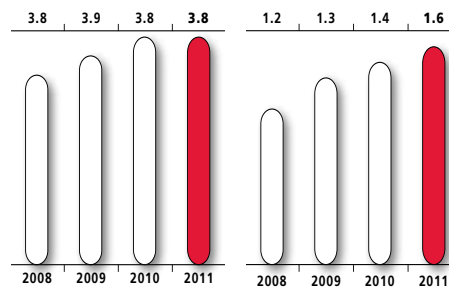
## ROGERS CABLE



### LEADING CANADIAN CABLE PROVIDER

- 2.3M basic cable subs and 5.1M cable service units
- Top quartile N.A. penetration in Internet, home phone and digital
- 96% 860/750MHz, clustered plant with 99% telephony availability
- Local and long-haul fibre networks with ~15K business customers
- ~350 Rogers branded product retail stores

### CABLE REVENUE CABLE ADJUSTED OPERATING PROFIT<sup>(1)</sup>



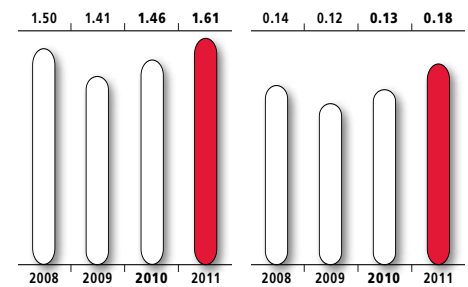
## ROGERS MEDIA



### CANADA'S BEST MEDIA BRANDS

- Multi-station Citytv and OMNI television networks
- Sportsnet regional and national TV networks
- 55 radio stations and 54 magazine and trade publications
- The Shopping Channel national televised shopping network
- Toronto Blue Jays and Rogers Centre event venue

### MEDIA REVENUE MEDIA ADJUSTED OPERATING PROFIT<sup>(1)</sup>



Rogers Communications is a diversified Canadian communications and media company. We are Canada's largest provider of wireless voice and data communications services and one of Canada's leading providers of cable television, high-speed Internet and telephony services. Through Rogers Media we are engaged in radio and television broadcasting, televised shopping, magazines and trade publications, and sports entertainment. We are publicly traded on the Toronto Stock Exchange (TSX: RCI.A and RCI.B) and on the New York Stock Exchange (NYSE: RCI). For further information about the Rogers group of companies, please visit [www.rogers.com/investors](http://www.rogers.com/investors)



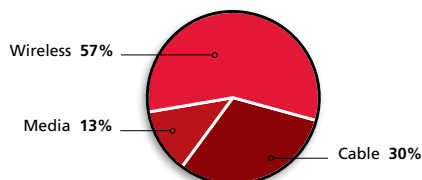
# FOURTH QUARTER 2011 INVESTOR FACT SHEET



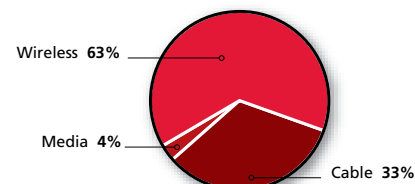
## CONSOLIDATED FINANCIAL HIGHLIGHTS

Millions of Canadian dollars, except per share amounts	4Q11	FY11	4Q10	FY10
Revenue	\$ 3,177	\$ 12,428	\$ 3,138	\$ 12,142
Adjusted operating profit <sup>(1)</sup>	\$ 1,094	\$ 4,716	\$ 1,064	\$ 4,635
Adjusted net income <sup>(2)</sup>	\$ 372	\$ 1,747	\$ 338	\$ 1,678
Adjusted earnings per share – diluted <sup>(2)</sup>	\$ 0.70	\$ 3.19	\$ 0.60	\$ 2.89
Dividends per share	\$ 0.355	\$ 1.42	\$ 0.32	\$ 1.28
Property, plant and equipment ("PP&E") expenditures	\$ 653	\$ 2,127	\$ 591	\$ 1,834

### FY11 REVENUE<sup>(3)</sup> PROFILE



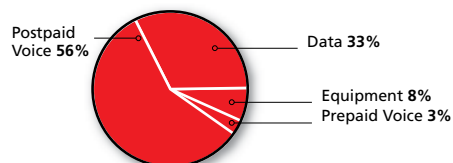
### FY11 ADJUSTED OPERATING PROFIT<sup>(1)</sup> PROFILE



## ROGERS WIRELESS

Millions of Canadian dollars	4Q11	FY11	4Q10	FY10
Revenue	\$ 1,826	\$ 7,138	\$ 1,788	\$ 6,973
Adjusted operating profit <sup>(1)</sup>	\$ 670	\$ 3,036	\$ 704	\$ 3,173
PP&E expenditures	\$ 347	\$ 1,192	\$ 346	\$ 937

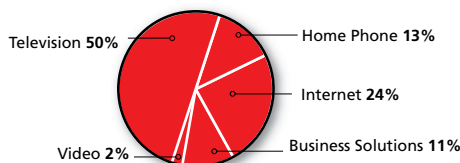
### FY11 REVENUE PROFILE



## ROGERS CABLE

Millions of Canadian dollars	4Q11	FY11	4Q10	FY10
Revenue	\$ 953	\$ 3,796	\$ 954	\$ 3,785
Adjusted operating profit <sup>(1)</sup>	\$ 416	\$ 1,612	\$ 364	\$ 1,426
PP&E expenditures	\$ 244	\$ 803	\$ 178	\$ 662

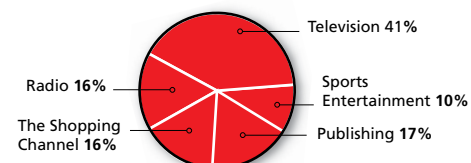
### FY11 REVENUE PROFILE



## ROGERS MEDIA

Millions of Canadian dollars	4Q11	FY11	4Q10	FY10
Revenue	\$ 428	\$ 1,611	\$ 416	\$ 1,461
Adjusted operating profit <sup>(1)</sup>	\$ 44	\$ 180	\$ 24	\$ 131
PP&E expenditures	\$ 31	\$ 61	\$ 15	\$ 38

### FY11 REVENUE PROFILE



**INVESTOR RELATIONS CONTACTS**  
333 Bloor Street East, 10th Floor  
Toronto, ON, Canada M4W 1G9

Bruce M. Mann  
bruce.mann@rci.rogers.com  
416.935.3532

Dan R. Coombes  
dan.coombes@rci.rogers.com  
416.935.3550



Note: This Fact Sheet should be read in conjunction with the more detailed disclosure contained in Rogers' quarterly and annual securities filings.

- (1) Adjusted operating profit is defined as net income before income tax expense, other expense (income), interest on long-term debt, loss on repayment of long-term debt, foreign exchange loss (gain), change in fair value of derivative instruments, capitalized interest, amortization of deferred transaction costs, impairment of assets, depreciation and amortization, stock-based compensation expense (recovery), settlement of pension obligations, integration, restructuring and acquisition expenses and other items, net
- (2) Adjusted net income is defined as net income before stock-based compensation expense (recovery), settlement of pension obligations, integration, restructuring and acquisition expenses, other items, net, on repayment of long-term debt, impairment of assets and the related income tax impact of these items and is used for the purpose of calculating adjusted diluted earnings per share
- (3) Excludes corporate items and eliminations.